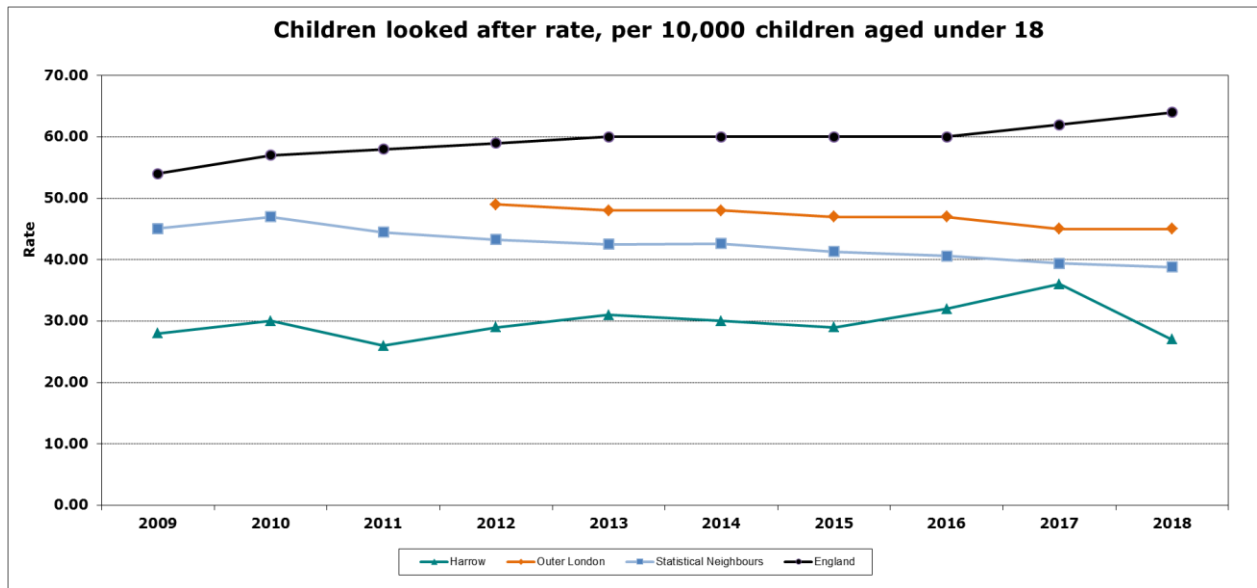


Benchmarking Data: Looked After Children (LAC)

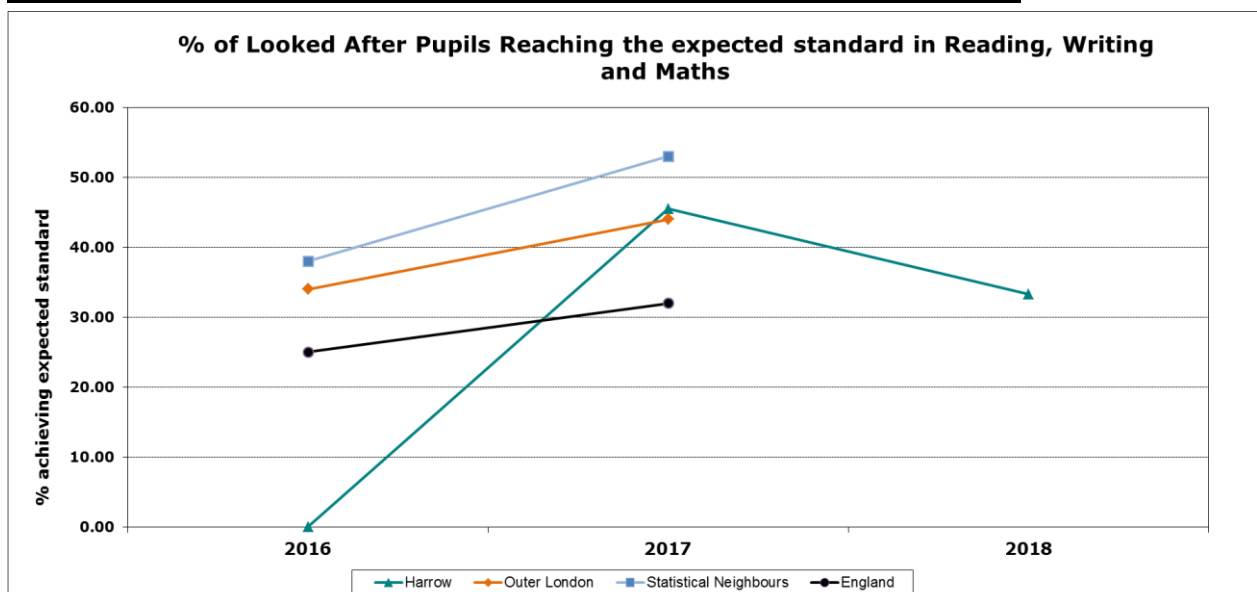
All data is sourced from DfE Local Authority Interactive Tool

Children Looked After Rate:



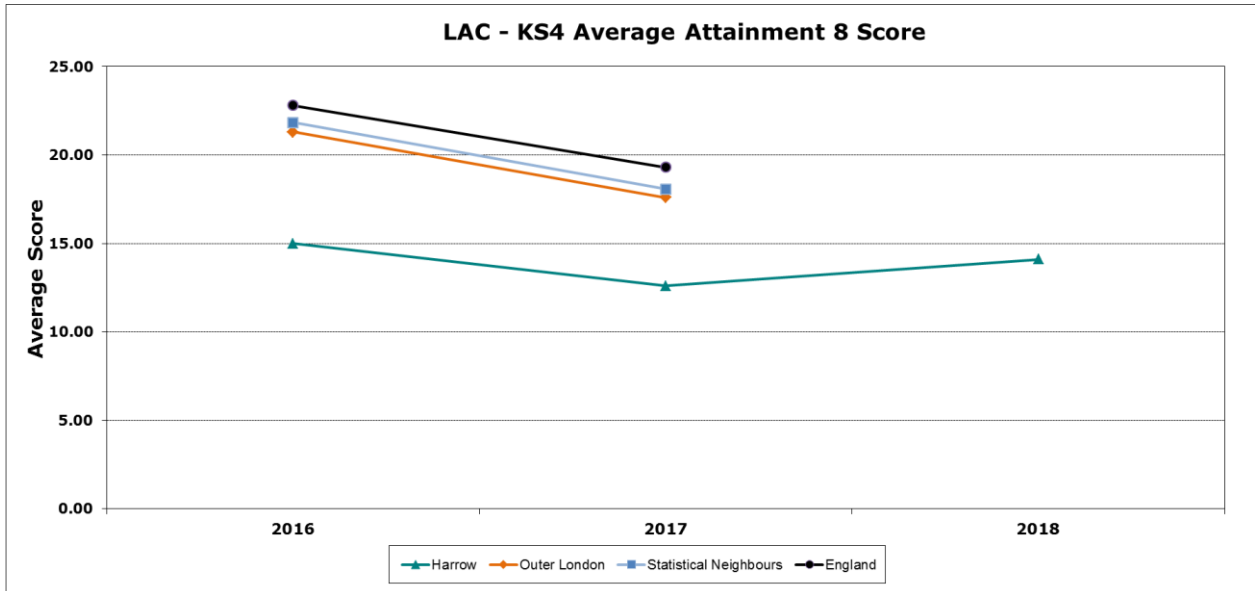
Harrow's CLA rate has decreased from 2017 in 2018; Children Looked After (CLA) numbers are being sustained at around the 170 level. The Keeping Families Together / Edge of Care Service is now operational and preventing children entering the care system and focus is on returning home or to an alternative placement. In addition, improved Public Law Outline practice has reduced number of care proceedings being initiated, and there is tighter oversight of children's circumstances through the Access to Resources Panel. Our rate of CLA per 10,000 population remains below both statistical neighbour and England averages.

Children Looked After Key Stage 2 – Expected Std Reading, Writing & Maths:



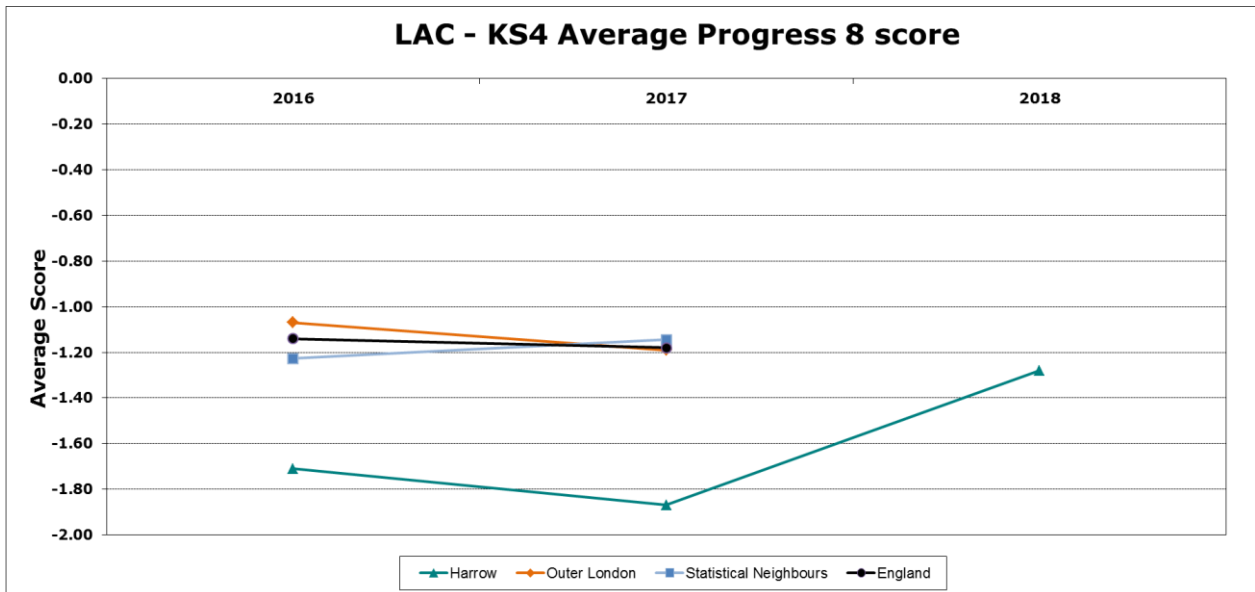
The rate achieving the expected standard in reading, writing and maths dropped for Harrow in 2018 from 2017, Our KS2 cohorts are very small and usually have 5 or less children and therefore small variations in education outcomes impact on the performance figures. Improving the progress of CLA from KS1 to KS2 in reading, writing and maths and outcomes for CLA at Key Stage 2 (KS2) especially in reading and writing are a priority for the virtual school.

Children Looked After - Key Stage 4 Average Attainment 8 Score:

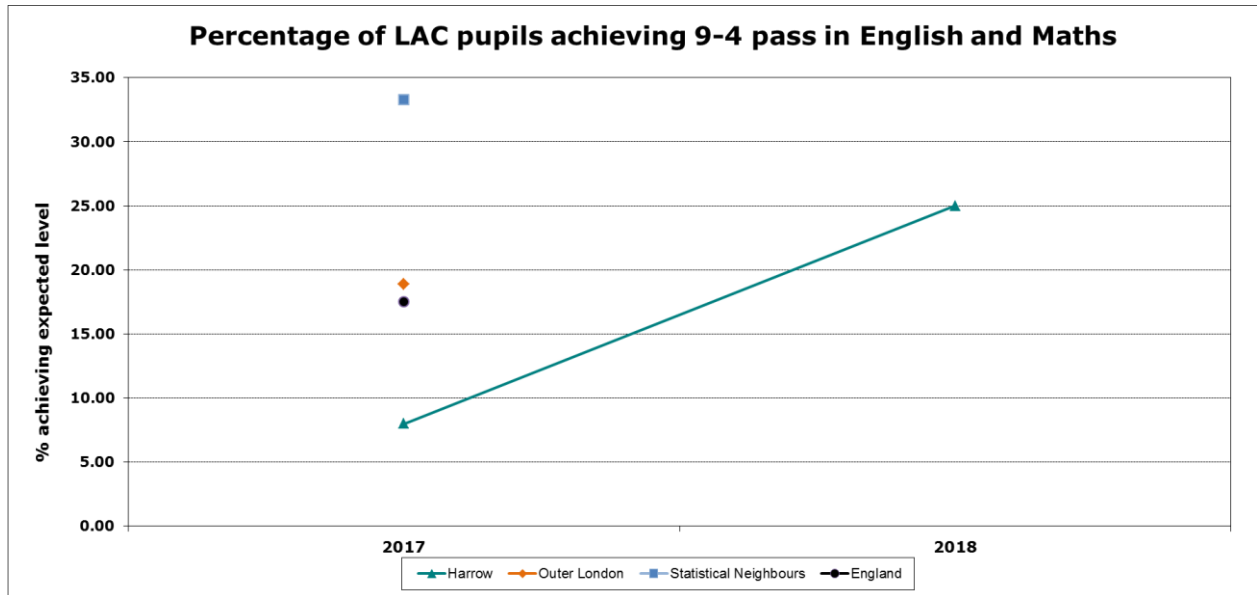


Since the start of the new measure / curriculum, Harrow's average attainment 8 score for CLA in KS4 has fallen below the national and London average across the years. The score has increased for Harrow in 2018, 2018 SN and National data has not been published yet. Improving attainment 8 score is a target for Improvement.

Looked After Children - Key Stage 4 Average Progress 8 Score:

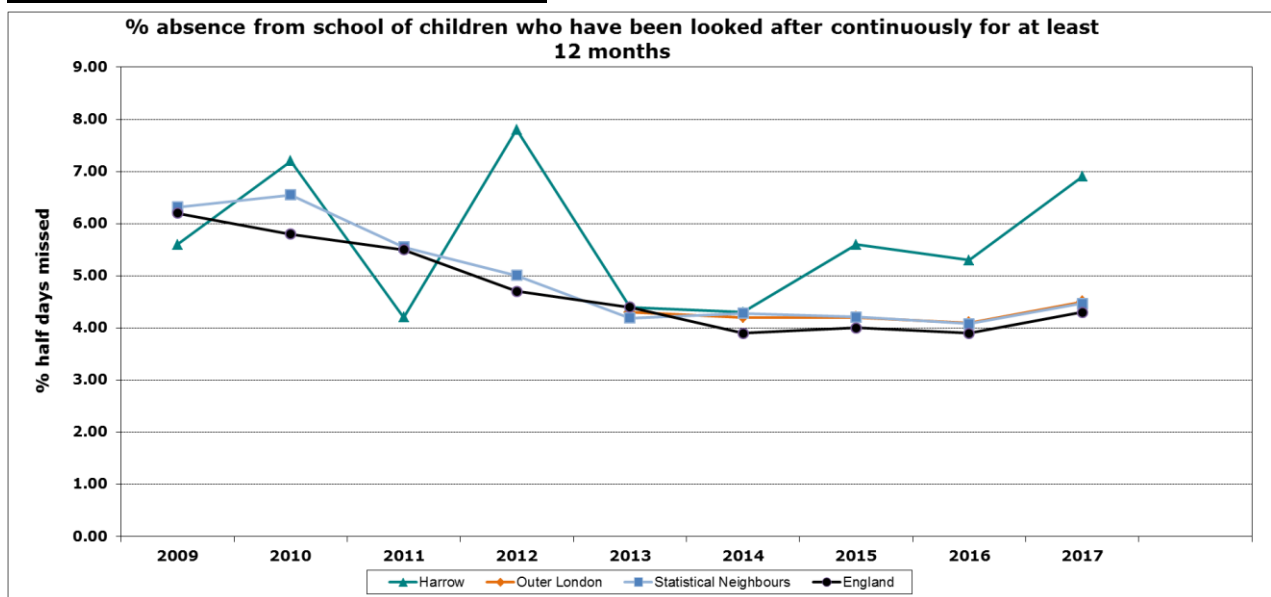


Harrow's average progress 8 score for KS4 has a similar picture to the attainment score, increasing in 2018. Improving Progress 8 score for pupils between KS2 and KS4 is a target for Improvement In 2017-18 there were 15 pupils who had been in care for 1 year or longer and only 12 were eligible to sit GCSEs. 20% (3/15) of pupils in Year 11 achieved 8 or more GCSEs grades 9-4, including English and Maths. Two of these pupils achieved 9 GCSEs and 1 pupil achieved 10 GCSEs. The highest grade was a grade eight (equivalent to a grade A*).

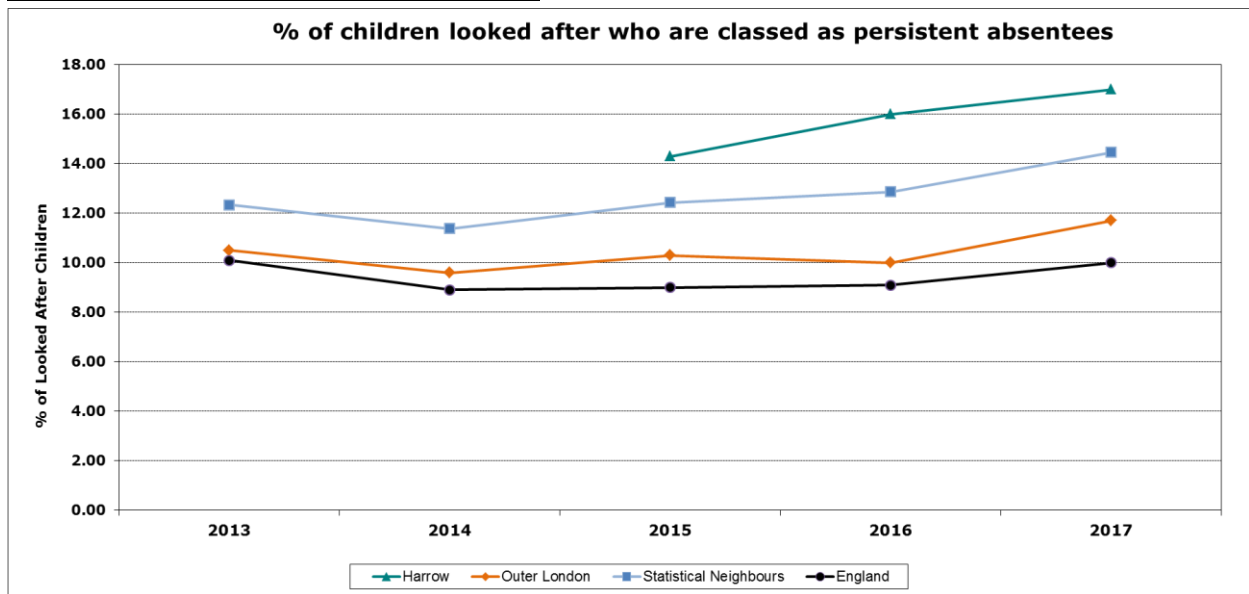


Harrow’s rate of LAC pupils achieving 9-4 pass in English and Maths saw a big increase from 2017 to 2018 from 8% to 25%, where it rose above the national and London average, but below statistical neighbour’s average. 2018 SN and National data has not been published yet. Our KS4 cohorts are relatively small with approximately 15 CLA pupils and therefore small variations in education outcomes impact on the performance figures.

Looked After Children - Overall Absence:

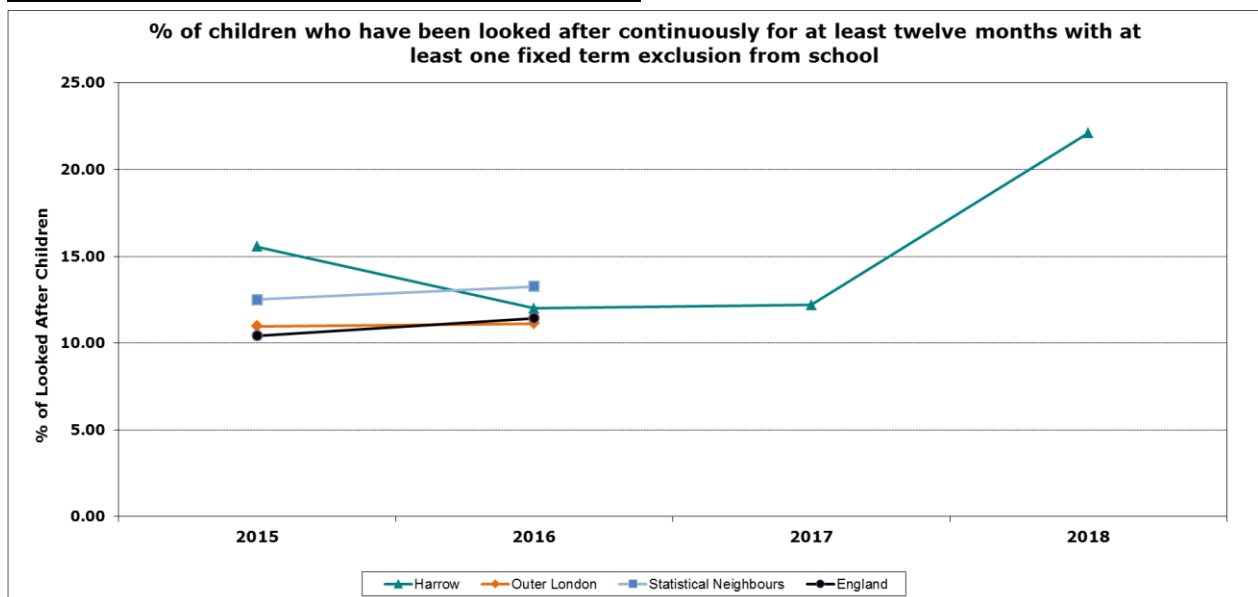


Recent trend indicates a higher overall absence rate for Harrow than the national and statistical neighbour’s average. Data has not been published for 2018. Persistent absence and overall absence figures are of concern and our target is to significantly reduce PA and Overall Absence for CLA in line with or below our statistical. Absence is monitored on a daily basis.



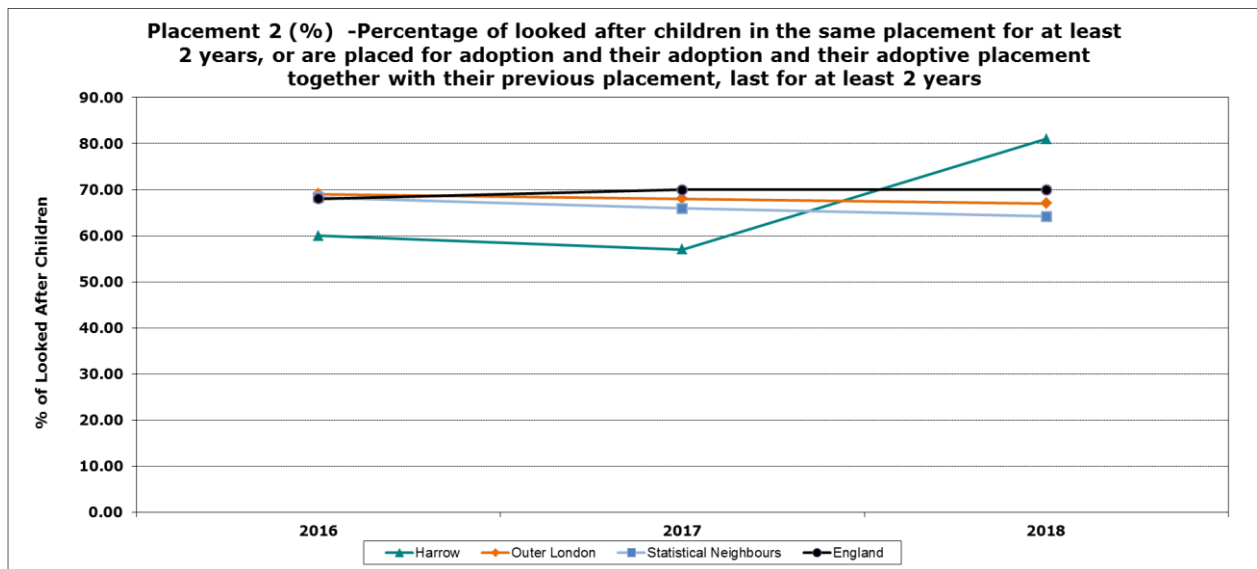
Harrow's LAC rate that was classed as persistent absentees is consistent with the overall absence being above national and statistical neighbour's average. Data has not been published for 2018. As Mentioned above Persistent absence and overall absence figures are of concern and our target is to significantly reduce PA and Overall Absence for CLA in line with or below our statistical.

% of LAC Pupil with at least one fixed exclusion:



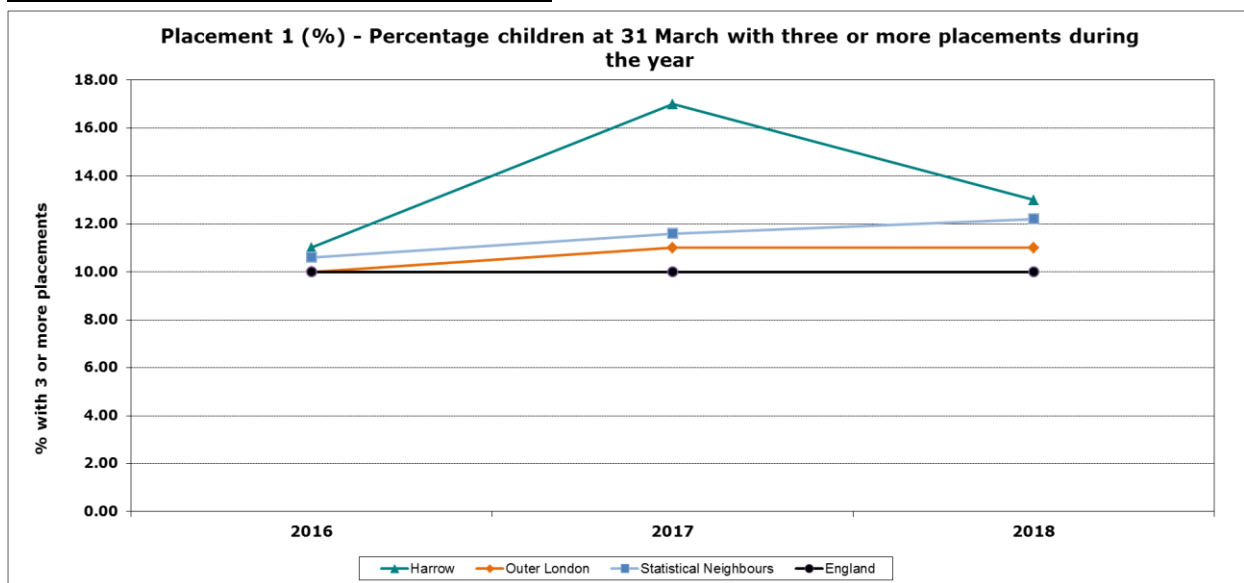
Historically fixed term exclusions for LAC in Harrow have been high and there has been a big increase in 2018. Reducing fixed term exclusions is a priority for the virtual school, a number of fixed term exclusions are for children placed out of borough. CLA placed outside of the LA have the same level of support as all CLA from the virtual school.

% of LAC in same Placement for at least 2 years/placed for adoption:

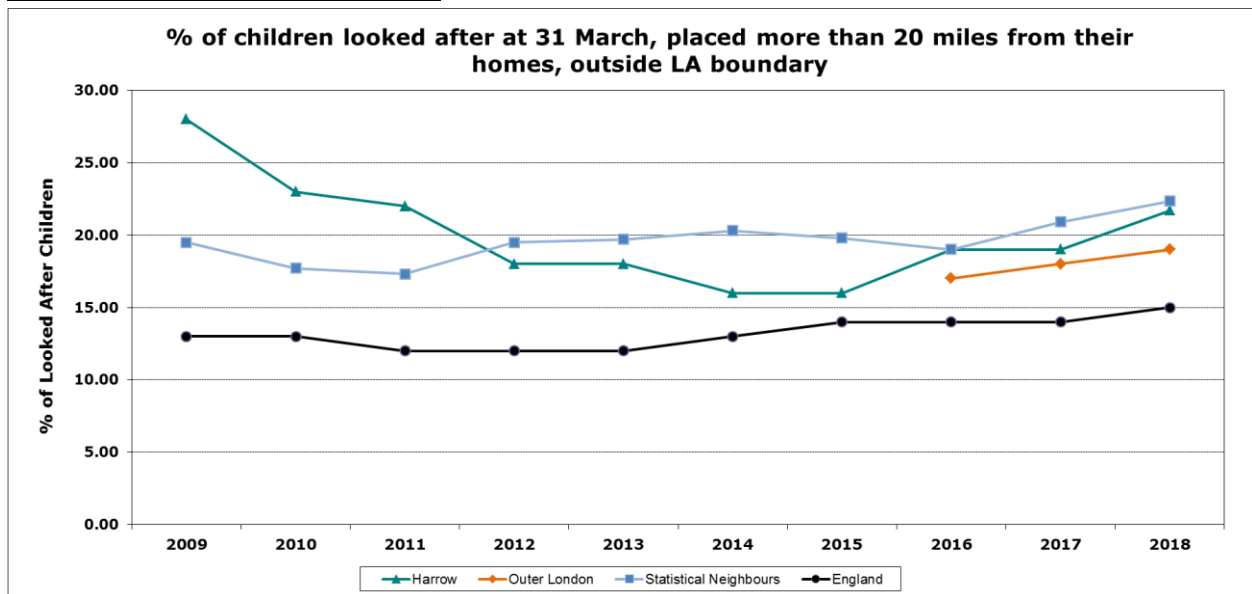


Harrow’s rate of LAC in the same placement for at least 2 years fell below national and statistical neighbour’s average in 2016 & 2017, but rose to 80% in 2018. Due to the small cohort that makes up the indicator, any shifts in stability can have a big impact on the overall indicator score.

% of LAC with three or more Placements:

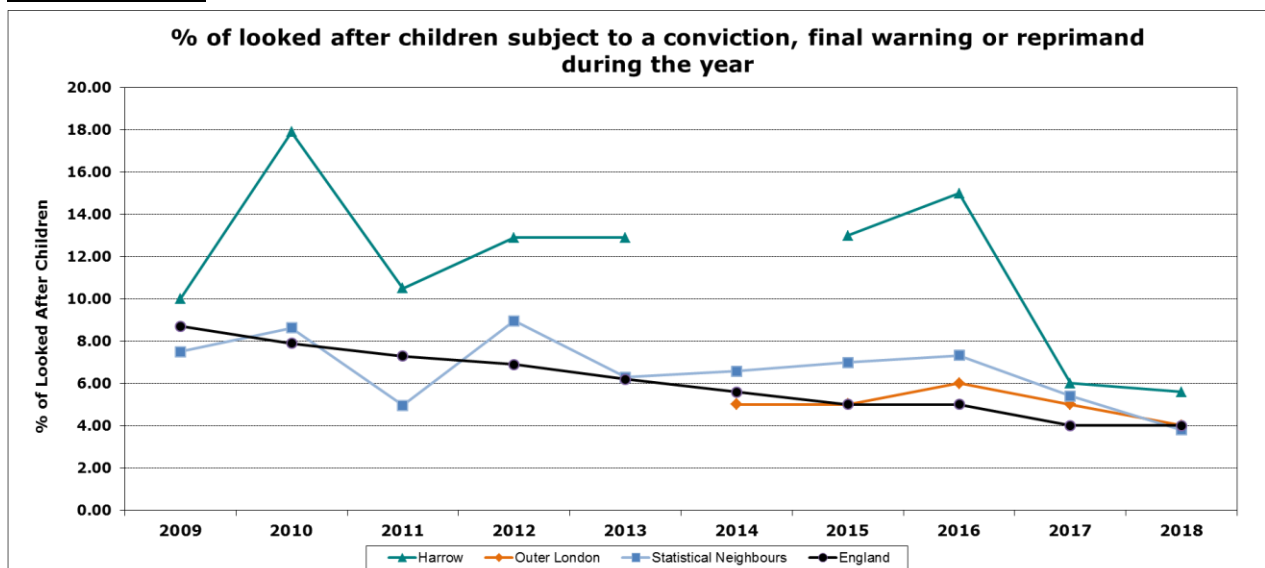


Harrow’s rate of LAC who had 3 or more placements rose steeply in 2017 and though this has dropped remains above SN and England averages. There are Monthly Panel meetings where all placement moves are discussed and agreed.



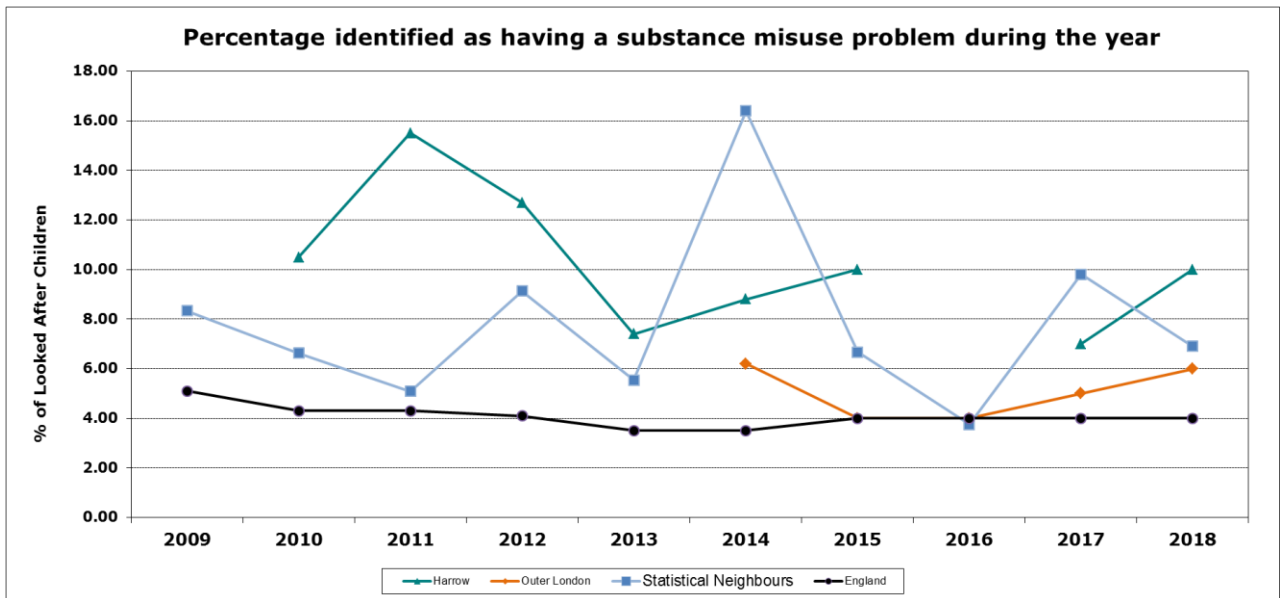
Harrow’s rate of LAC placed more than 20 miles away from home increased slightly in 2018 to 21.7%, and is above the national average but below statistical neighbours. Arrangements for all children looked after placements are based on assessed needs and are tracked and monitored by an Access to Resources Panel chaired by the Divisional Director of Children and Young People. All out of borough placements are agreed by the Director as per regulations and guidance and are robustly tracked and monitored. These are reviewed through the Access to Resources Panel with a focus on outcomes and timescales. Children looked after who live outside of the local authority area have the same level of support and opportunities as all children looked after (e.g. contact with family; social work visits; access to health, education and leisure activities; attendance at celebration events). Their voice is heard and social workers take close account of their views.

LAC Offending:



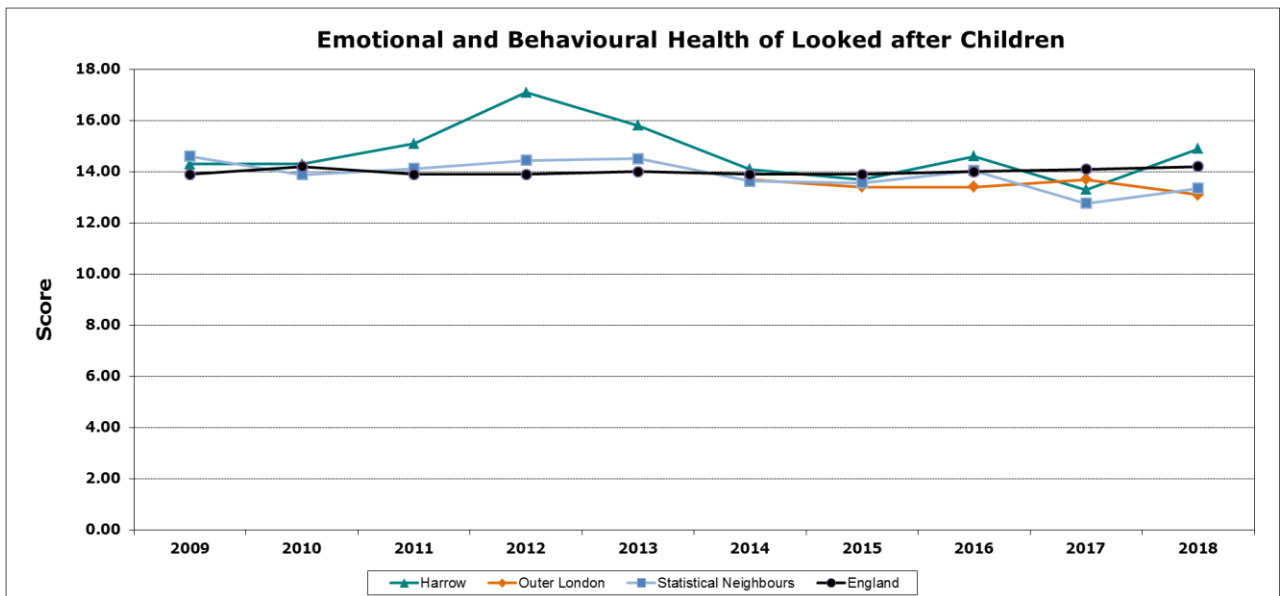
The LAC offending rate for Harrow in 2018 dropped slightly from 2017, but remains above the national and statistical neighbours average. Due to small numbers in the cohort our figures did fluctuate, the last two years has seen a drop in CLA offending.

% of LAC Substance Misuse:



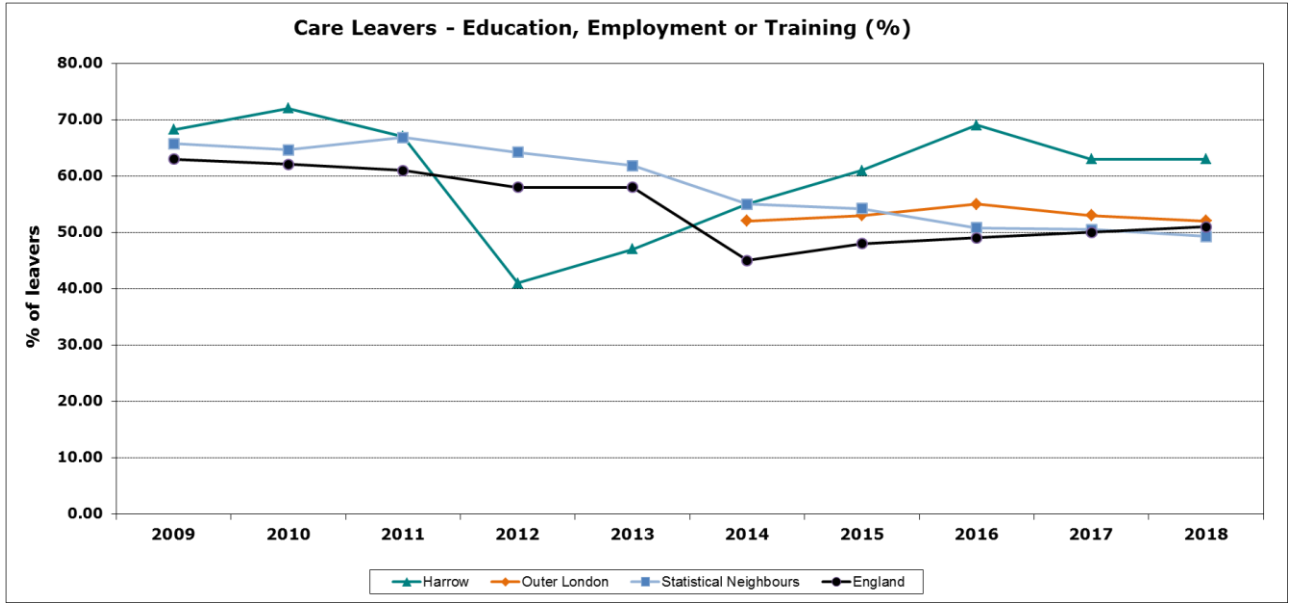
The rate of LAC being identified with substance misuse in Harrow saw an increase in 2018 from around 7% to 10%. It rose above the national and statistical neighbours average in 2018. All LAC identified with an alcohol or substance misuse problem are offered an intervention and closely monitored. This is also followed up at their annual health assessments.

Emotional Health of LAC:



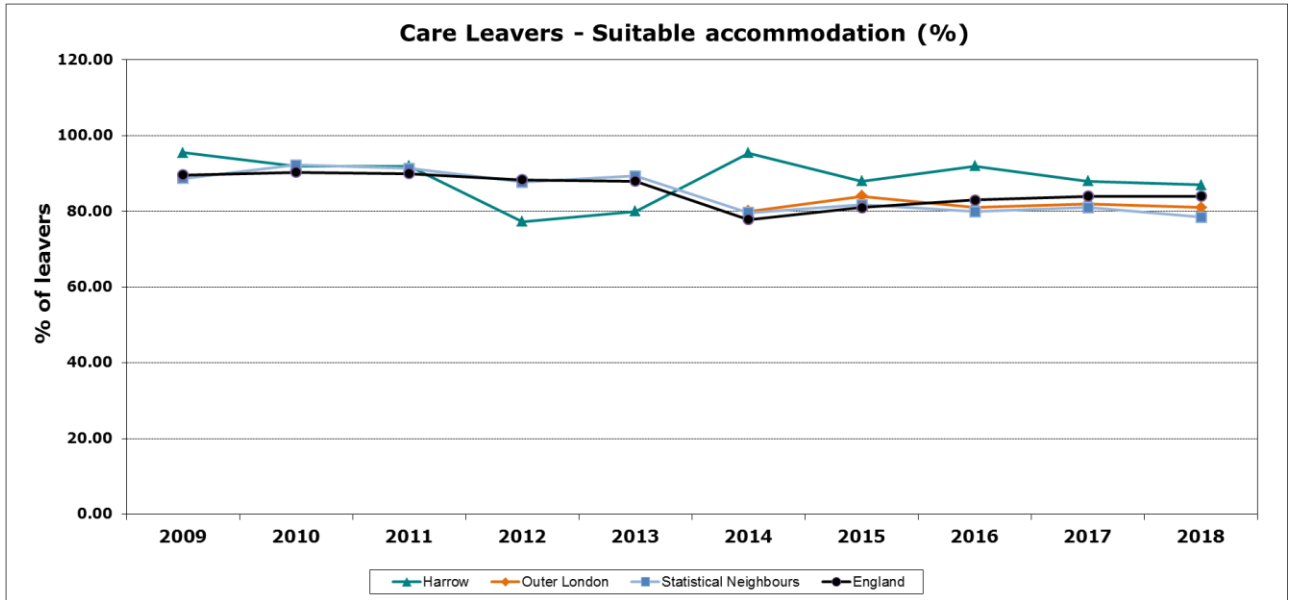
Across recent years, Harrow’s emotional health score of LAC has stayed fairly similar to the national and statistical neighbour’s average. For 2018 though, this was slightly above at around 15. All Looked after children have their first strengths and difficulties questionnaire completed within 4 months of becoming looked after and there after annually. The health Nurse also has access to these at the annual health assessments. Referral to CAMHS is considered for those with higher scores.

Care Leavers - EET (%):

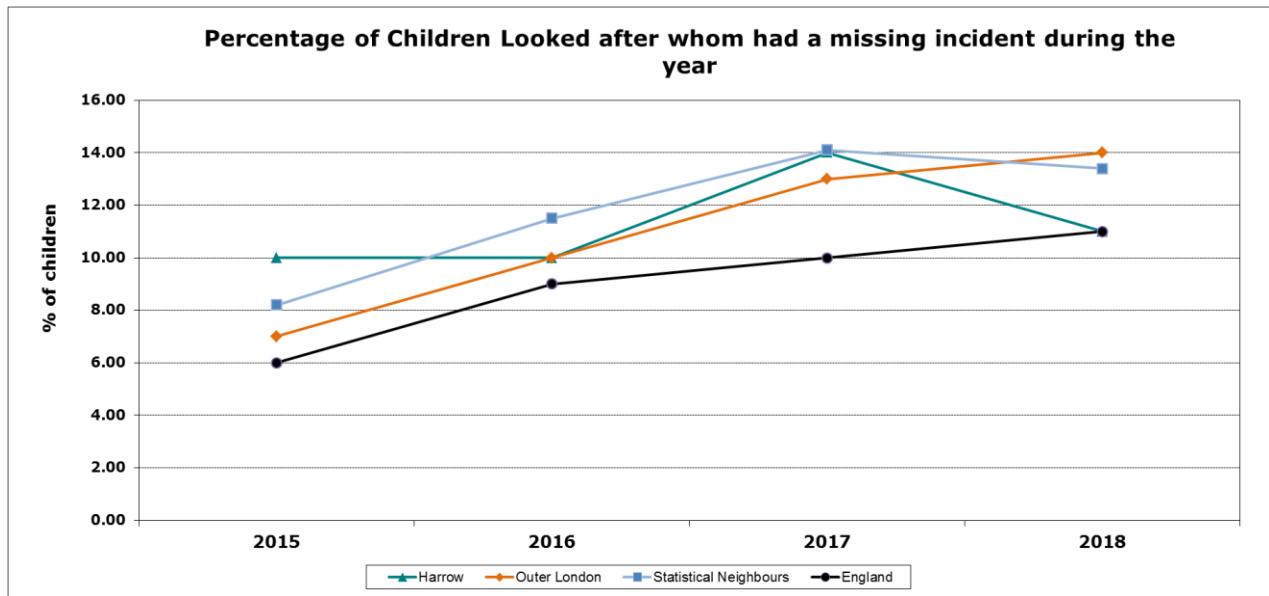


The recent trend of care leaver’s rate in EET for Harrow has consistently remained higher than national and statistical neighbour’s average. Care leavers have access to a Connexions worker and programmes offered by the Xcite team. Care leavers in further education also receive support from the virtual school. Harrow is ambitious for our CLA and Care Leavers, and improved pathway planning for eligible young people is a priority in 2018/19.

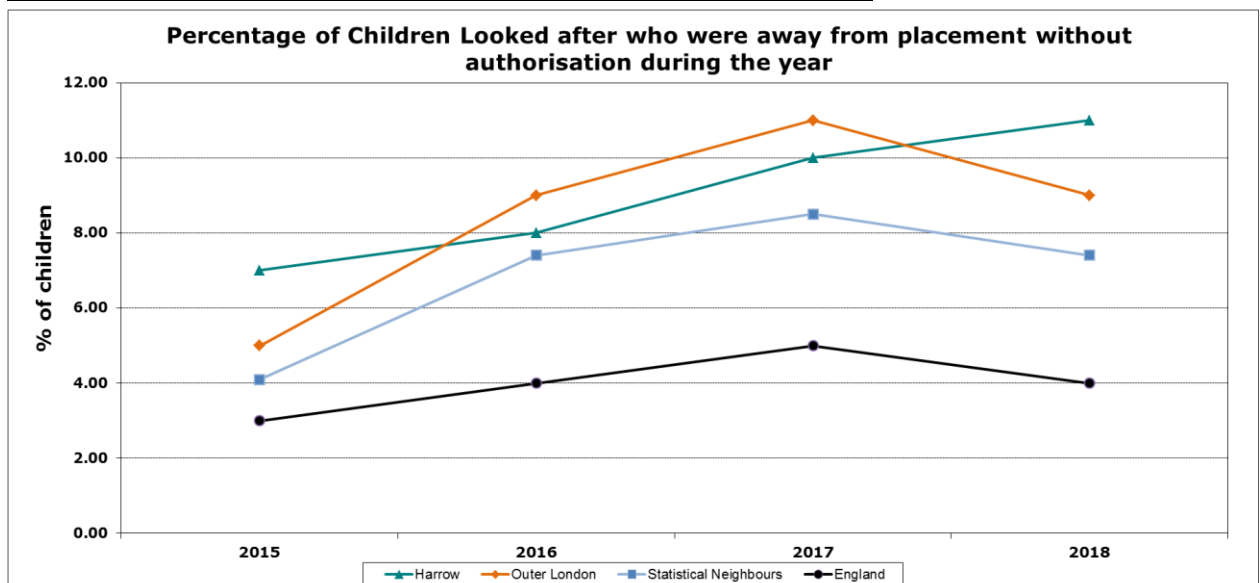
Care Leavers- Suitable Accommodation (%):



The rate of care leavers with suitable accommodation in recent years for Harrow lies slightly above the national and statistical neighbour’s average. The LCT works closely with the Access to Resources team and the Housing Department to ensure there is a wide range of placement and accommodation options for care leavers. This includes staying put fostering arrangements, supported lodgings and residential and housing options with a range of support from 24 hours to a few hours a week depending on assessed need. There is a comprehensive Preparation for Independence training programme for Care Leavers including finance, relationships, education, employment and training, health and accommodation.

% of LAC Missing:

The LAC missing rate for Harrow has had a trend mirroring the national average but dropped in 2018 falling below statistical neighbours and London average. Harrow (and the multiagency partnership) has adopted the Pan London (LSCB) Runaway and Missing from Home and Care (RMFHC) protocol which is followed when children run away or go missing. Missing children data and strategic analysis is reviewed at the HSCB VVE Sub-group, including thematic information from return home interviews regarding patterns and trends, push and pull factors, locations and risks. Multiagency Strategy meetings are held for children who are missing from home or care. "Grab Packs" are shared with police for children who are at high risk of missing episodes in order to quickly locate and safeguard children.

% of LAC who were away from Placement without Authorisation:

Harrow's rate has steadily increased across the years, with 2018 at around 11%, there may be better recording of 'missing' vs 'away without authorisation' due to there being a dedicated missing person worker. Management information reports are presented to the weekly Missing Children meeting, which reviews both processes such as strategy discussions and CSE risk assessments as well as the quality and themes of return interviews. Both missing and absent children are considered. Return home interview (RHI) are offered to all missing children and children where there is a pattern of absences.